



# **AGENTS' FEES REPORT**

## **SEASON 2008 - 2009**

PRODUCED BY THE FOOTBALL LEAGUE, AUGUST 2009



# AGENTS' FEES REPORT

## SEASON 2008/2009

*Produced by The Football League, August 2009*

### INTRODUCTION

*Welcome to The Football League Agents' Fees Report for the 2008/09 season.*

*This document records the aggregate spending by individual League clubs on agents' fees during the last six months and the figures for the season as a whole. This is the fifth full season for which The League has published these figures.*

*When League clubs voted to introduce the publication of agents' fees in September 2003 they broke new ground for transparency in the football industry. It is The League's view that these payments should be a matter of public record and debate.*

*Further changes to Football League regulations, in June 2006, prohibited the previously common practice of 'Dual Representation'. Players are now responsible for paying their own agents, who are required to hold a formal agreement to represent their players. Clubs employing agents are also required to have separate arrangements in place.*

*In total, League clubs have committed £8.8m to agents during the last twelve months, compared to £11.1m in 2007/08.*

*The figures contained in the report include sums committed by clubs to agents directly, as well as any sums paid to players (in accordance with their contracts) to enable them to satisfy their liabilities to their agents. Such payments are regarded as taxable 'benefits in kind' to the player.*

*It should also be noted that the report reflects total amounts committed to during the season in question. However, the payments themselves may be by instalments, some of which may fall outside the reporting period.*

# REPORT SUMMARY



## Overall Football League Figures

(Equivalent figures for Season 2007/08 in brackets)

- Between July 1, 2008 and June 30, 2009 Football League clubs engaged in **3,727** (3,399) player transactions (new registrations/player transfers, contract updates, contract cancellations and loans);
- Clubs committed to pay a fee to an agent in **229** (283) of these transactions;
- Therefore, no agent was used in **3,498** transactions;  
League clubs committed to spend **£8,809,501** (£11,066,083) on agents' fees during the period of this report;
- **19** clubs (18) did not commit any money to agents during the 12 months covered by this report: They were Accrington Stanley, AFC Bournemouth, Barnet, Chester City, Chesterfield, Crewe Alexandra, Dagenham & Redbridge, Darlington, Exeter City, Gillingham, Grimsby Town, Hartlepool United, Hereford United, Macclesfield Town, Northampton Town, Port Vale, Rochdale, Scunthorpe United and Tranmere Rovers.
- **29** clubs (23) committed to pay less than £10,000 to agents in the same period.



## Championship

(Equivalent figures for Season 2007/08 in brackets)

- In The Championship there were **1,227** (1,129) player transactions, **142** (199) involved the use of agents;
- Clubs committed to spend a total of **£7,541,379** (£9,302,060) on agents' fees during this period;
- All **24** clubs (23) committed to paying for the services of a licensed agent;



## League 1

(Equivalent figures for Season 2007/08 in brackets)

- In League 1 there were **1,259** (1,082) player transactions, 62 (124) involved the use of an agent;
- Clubs committed to spend a total of **£1,078,955** (£1,531,337) on agents' fees during this period;
- **18** clubs (21) committed to paying for the services of a licensed agent;
- **6** clubs (3) did not pay for the services of a licensed agent (Crewe Alexandra, Hartlepool United, Hereford United, Northampton Town, Scunthorpe United and Tranmere Rovers).



## League 2

(Equivalent figures for Season 2007/08 in brackets)

- In League 2 there were **1,241** (1,188) player transactions, 45 (38) involved the use of an agent;
- Clubs committed to spend a total of **£189,167** (£227,686) on agents' fees during this period;
- **11** clubs (10) committed to paying for the services of a licensed agent;
- **13** clubs (14) did not pay for the services of a licensed agent (Accrington Stanley, AFC Bournemouth, Barnet, Chester City, Chesterfield, Dagenham & Redbridge, Darlington, Exeter City, Gillingham, Grimsby Town, Macclesfield Town, Port Vale and Rochdale).

## New Member Clubs

- A total of **£0** (£5000) was committed to agents by clubs that joined The Football League in June 2009.

# SUMMARY OF CLUB BY CLUB TRANSACTIONS AND AGENTS' FEES



Championship	New Reg/ Tfr	Updated Contract	Cancelled Contract	Loans	Total Transactions	Total Amount Committed to Agents (1 Jan 09 - 30 June 09) £	Total Amount Committed to Agents (1 July 08 - 30 June 09) £
Barnsley	11	3	7	7	28	15,000	281,200
Birmingham City	21	3	3	8	35	332,000	757,000
Blackpool	12	8	3	18	41	0	72,000
Bristol City	9	12	0	3	24	214,322	284,322
Burnley	6	0	1	2	9	0	237,000
Cardiff City	10	5	2	7	24	365,000	537,500
Charlton Athletic	13	2	3	11	29	60,000	291,000
Coventry City	7	4	4	3	18	30,000	280,000
Crystal Palace	13	4	2	9	28	9,300	257,440
Derby County	10	5	6	6	27	325,000	1,042,000
Doncaster Rovers	8	3	3	4	18	0	116,000
Ipswich Town	9	9	1	8	27	9,425	122,625
Norwich City	9	1	5	12	27	36,000	526,000
Nottingham Forest	8	15	5	12	40	165,616	289,616
Plymouth Argyle	8	4	2	4	18	27,500	171,500
Preston North End	9	2	3	4	18	250,000	462,501
Queens Park Rangers	16	1	11	3	31	380,000	420,290
Reading	11	17	3	6	37	138,735	344,121
Sheffield United	12	6	6	9	33	15,000	145,000
Sheffield Wednesday	5	4	4	5	18	0	5,000
Southampton	23	2	4	2	31	30,000	282,674
Swansea City	8	4	4	6	22	0	70,000
Watford	17	8	5	6	36	209,446	294,440
Wolverhampton Wanderers	8	9	5	8	30	110,000	252,150
<b>Division Total</b>	<b>263</b>	<b>131</b>	<b>92</b>	<b>163</b>	<b>649</b>	<b>2,722,344</b>	<b>7,541,379</b>

## Explanatory Notes:

- 1 The amounts disclosed include all guaranteed payments due to an agent arising out of player transactions entered into during the reporting period, even if such payments may include instalments payable outside of the reporting period.
- 2 The amounts disclosed do not include:
  - a any payments made during the reporting period that relate to transactions completed before 1st July 2008; and
  - b any contingent payments based on future events, e.g promotion, retention of divisional status, player appearances, etc.

# SUMMARY OF CLUB BY CLUB TRANSACTIONS AND AGENTS' FEES



League 1	New Reg/Tfr	Updated Contract	Cancelled Contract	Loans	Total Transactions	Total Amount Committed to Agents (1 Jan 09 - 30 June 09) £	Total Amount Committed to Agents (1 July 08 - 30 June 09) £
Brighton & Hove Albion	20	6	5	18	49	69,200	99,200
Bristol Rovers	8	7	5	13	33	0	32,000
Carlisle United	13	8	6	10	37	10,135	30,135
Cheltenham Town	13	6	3	13	35	9,810	9,810
Colchester United	7	2	2	8	19	26,850	46,850
Crewe Alexandra	7	6	4	13	30	0	0
Hartlepool United	12	3	0	7	22	0	0
Hereford United	11	2	8	17	38	0	0
Huddersfield Town	11	6	5	10	32	15,000	47,500
Leeds United	9	1	14	13	37	30,000	376,500
Leicester City	12	4	6	17	39	0	121,700
Leyton Orient	10	6	1	10	27	0	7,000
Millwall	12	7	1	14	34	3,850	3,850
Milton Keynes Dons	12	8	4	5	29	60,000	77,500
Northampton Town	7	3	4	11	25	0	0
Oldham Athletic	7	5	5	11	28	0	4,500
Peterborough United	7	1	4	8	20	20,000	20,000
Scunthorpe United	11	4	1	7	23	0	0
Southend United	13	0	4	8	25	10,000	78,820
Stockport County	9	4	2	5	20	17,750	47,750
Swindon Town	18	7	7	7	39	10,000	35,000
Tranmere Rovers	11	5	4	5	25	0	0
Walsall	12	4	4	2	22	0	29,340
Yeovil Town	7	5	5	12	29	1,000	11,500
<b>Division Total</b>	<b>259</b>	<b>110</b>	<b>104</b>	<b>244</b>	<b>717</b>	<b>283,595</b>	<b>1,078,955</b>

## Explanatory Notes:

- 1 The amounts disclosed include all guaranteed payments due to an agent arising out of player transactions entered into during the reporting period, even if such payments may include instalments payable outside of the reporting period.
- 2 The amounts disclosed do not include:
  - a any payments made during the reporting period that relate to transactions completed before 1st July 2008; and
  - b any contingent payments based on future events, e.g promotion, retention of divisional status, player appearances, etc.

# SUMMARY OF CLUB BY CLUB TRANSACTIONS AND AGENTS' FEES



League 2	New Reg/ Tfr	Updated Contract	Cancelled Contract	Loans	Total Transactions	Total Amount Committed to Agents (1 Jan 09 - 30 June 09) £	Total Amount Committed to Agents (1 July 08 - 30 June 09) £
Accrington Stanley	12	6	5	9	32	0	0
AFC Bournemouth	11	4	2	5	22	0	0
Aldershot Town	6	3	1	9	19	0	29,000
Barnet	7	0	12	17	36	0	0
Bradford City	17	8	1	11	37	0	15,000
Brentford	16	3	5	10	34	26,667	29,667
Bury	5	5	0	11	21	4,500	10,500
Chester City	2	4	15	3	24	0	0
Chesterfield	13	3	2	7	25	0	0
Dagenham & Redbridge	15	3	11	17	46	0	0
Darlington	13	2	7	10	32	0	0
Exeter City	16	6	1	5	28	0	0
Gillingham	13	2	7	11	33	0	0
Grimsby Town	6	4	9	11	30	0	0
Lincoln City	5	1	13	8	27	0	10,000
Luton Town	9	3	10	14	36	0	47,500
Macclesfield Town	14	4	5	11	34	0	0
Morecambe	8	4	4	4	20	0	5,000
Notts County	15	1	6	8	30	0	1,000
Port Vale	7	2	5	8	22	0	0
Rochdale	10	4	6	11	31	0	0
Rotherham United	14	7	1	9	31	5,000	30,000
Shrewsbury Town	9	6	2	9	26	0	10,000
Wycombe Wanderers	13	3	9	10	35	1,500	1,500
<b>Division Total</b>	<b>256</b>	<b>88</b>	<b>139</b>	<b>228</b>	<b>711</b>	<b>37,667</b>	<b>189,167</b>
<b>Grand Total</b>	<b>778</b>	<b>329</b>	<b>335</b>	<b>635</b>	<b>2,077</b>	<b>3,043,606</b>	<b>8,809,501</b>

## Explanatory Notes:

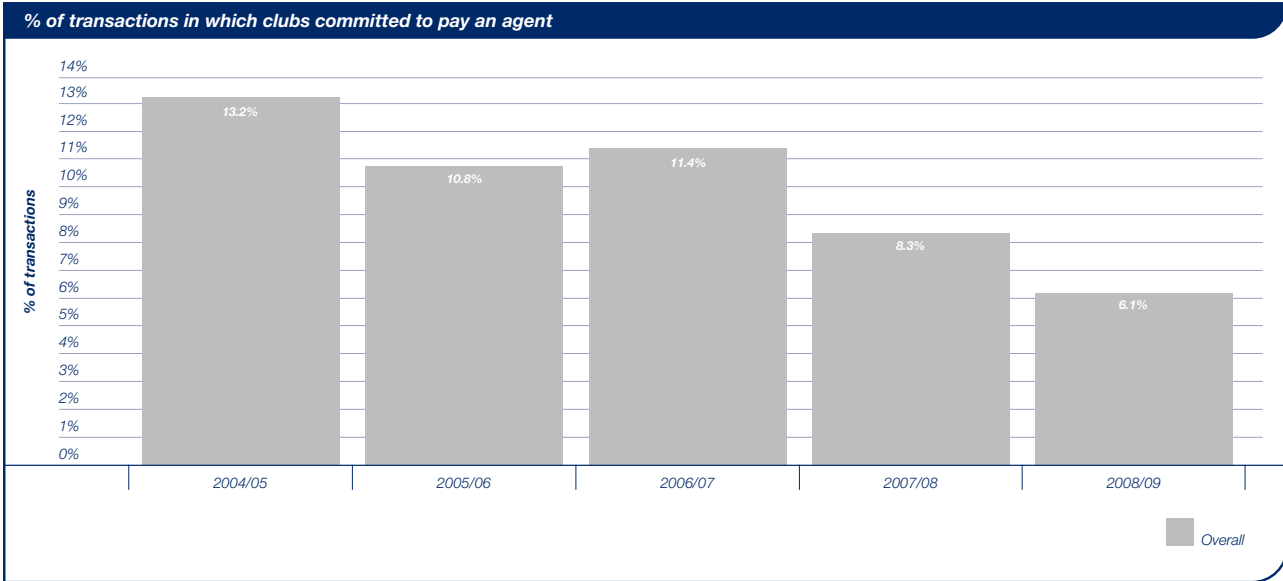
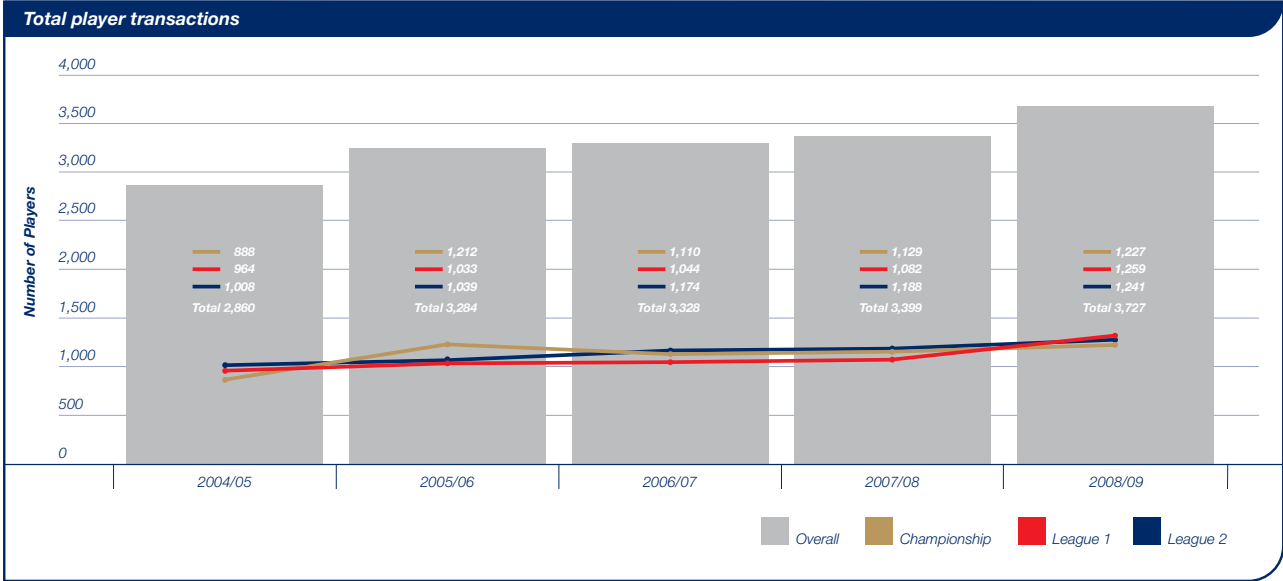
- 1 The amounts disclosed include all guaranteed payments due to an agent arising out of player transactions entered into during the reporting period, even if such payments may include instalments payable outside of the reporting period.
- 2 The amounts disclosed do not include:
  - a any payments made during the reporting period that relate to transactions completed before 1st July 2008; and
  - b any contingent payments based on future events, e.g promotion, retention of divisional status, player appearances, etc.

## SUMMARY OF CLUB BY CLUB TRANSACTIONS AND AGENTS' FEES

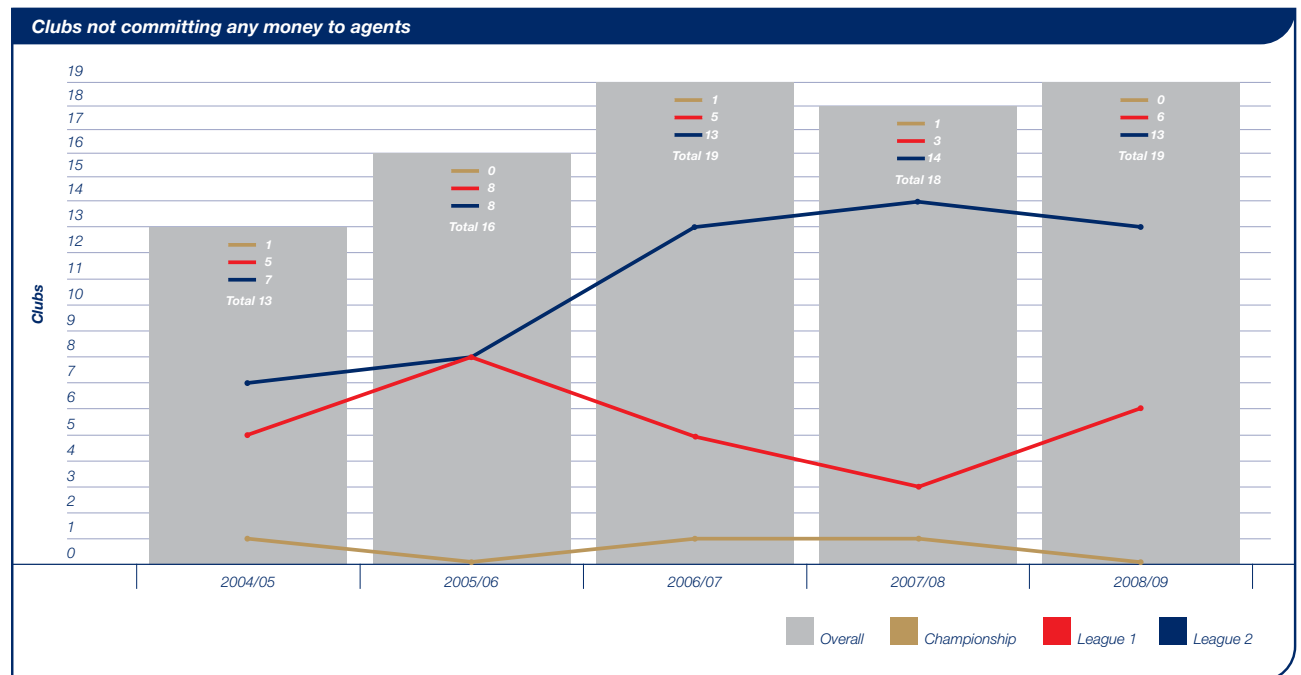
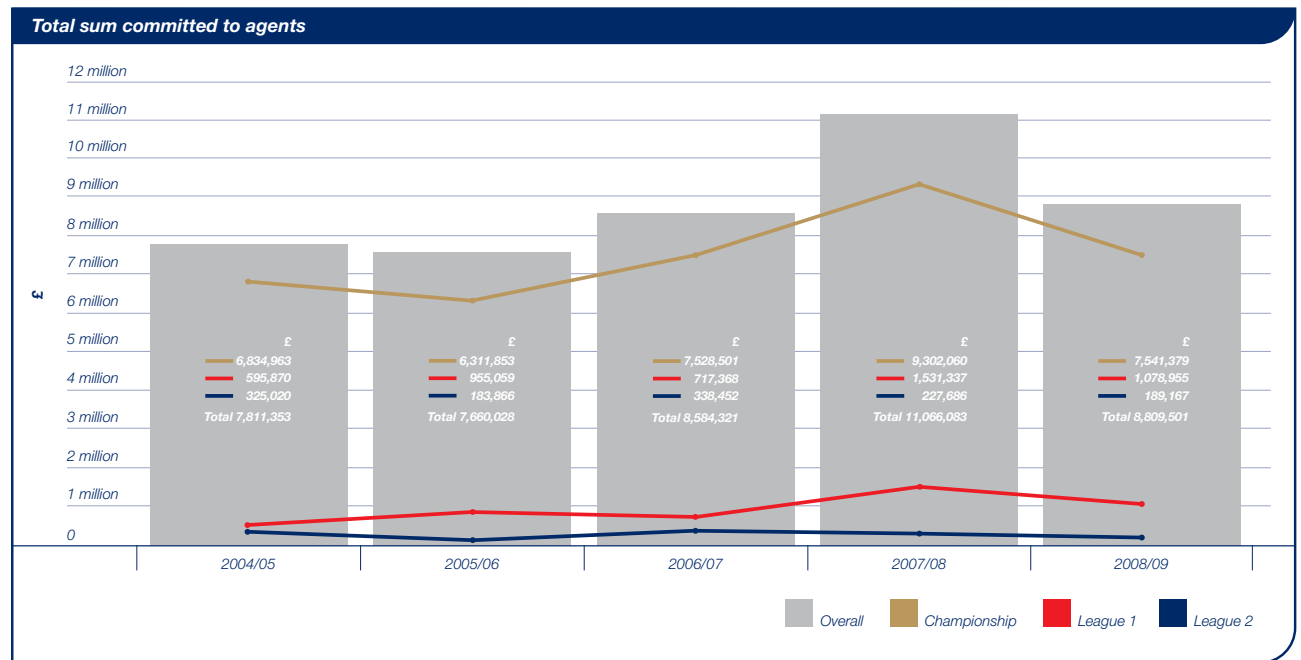
<i>New FL Members from June AGM</i>	<i>New Reg/ Tfr</i>	<i>Updated Contract</i>	<i>Cancelled Contract</i>	<i>Loans</i>	<i>Total Trans- actions</i>	<i>Total Amount Committed to Agents (1 Jan 09 - 30 June 09) £</i>	<i>Total Amount Committed to Agents (1 July 08 - 30 June 09) £</i>
<i>Middlesbrough</i>						0	0
<i>Newcastle United</i>						0	0
<i>West Bromwich Albion</i>						0	0
<i>Burton Albion</i>						0	0
<i>Torquay United</i>						0	0
<i>Total for New FL Members</i>						0	0

	<i>New Reg/ Tfr</i>	<i>Updated Contract</i>	<i>Cancelled Contract</i>	<i>Loans</i>	<i>Total Trans- actions</i>	<i>Total Amount Committed to Agents (1 Jan 09 - 30 June 09) £</i>	<i>Total Amount Committed to Agents (1 July 08 - 30 June 09) £</i>
<i>Total for Championship</i>	263	131	92	163	649	2,722,344	7,541,379
<i>Total for League 1</i>	259	110	104	244	717	283,595	1,078,955
<i>Total for League 2</i>	256	88	139	228	711	37,667	189,167
<i>Grand Total</i>	<b>778</b>	<b>329</b>	<b>335</b>	<b>635</b>	<b>2,077</b>	<b>3,043,606</b>	<b>8,809,501</b>

# HISTORICAL ANALYSIS



# HISTORICAL ANALYSIS (CONTINUED)



# HISTORICAL ANALYSIS (CONTINUED)

